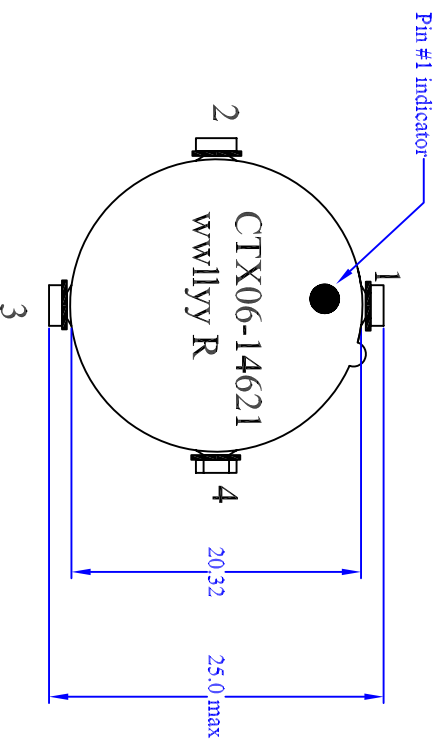
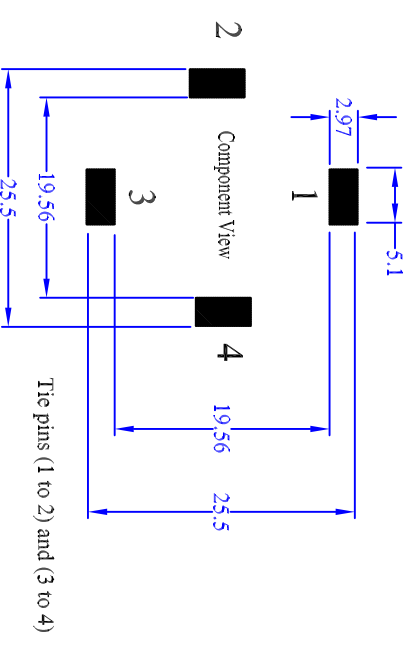


TOP VIEW



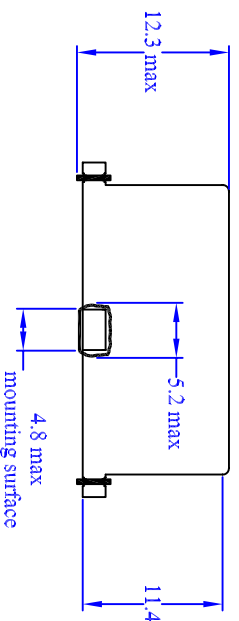
RECOMMENDED PCB LAYOUT



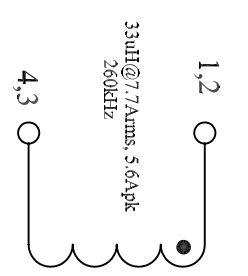
ELECTRICAL CHARACTERISTICS

OCL @ 100KHz, 0.25Vrms & 0.0Ade pins (1,2 - 4,3). 25.57-42.62uH
 OCL @ 100KHz, 0.25Vrms & 5.6Ade, pins (1,2 - 4,3). 15.34uH min
 DCR @ 20°C pins (1,2 - 4,3) 0.0141 ohms maximum

FRONT VIEW



SCHEMATIC



Notes:

- 1) All Dimensions are in millimeters unless otherwise specified.
- 2) Tolerances are +/- 0.25 unless stated otherwise.
- 3) All soldering surfaces to be coplanar within 0.127 millimeters.
- 4) wwwllyy = (Date Code) R= (Revision Level)
- 5) PCB tolerances are +/- 0.127 unless stated otherwise.

COILTRONICS, INCORPORATED

6000 Park of Commerce Blvd, Boca Raton, FL 33487

Inductor, 33uH, 7.7Arms, 5.6Apk, SMT,
 AMORPHOUS, (L40),(L49)

Size	Drawing Number:	CTX06-14621
A	Revision Level:	A
		Sheet 3 of 4